

CISCO JABBER

Cisco Jabber is an application that can be used to receive work calls on your personal device. Jabber is available on many device platforms and is easy to install and use.

Please note: In **Step 4** you will be asked to use a combination of your UF GatorLink Account and your Division email address.

STEP 1

Download the Jabber App from Play Store (Android), App Store (iOS), or Microsoft Store (Windows).



STEP 2

Open Jabber Application.

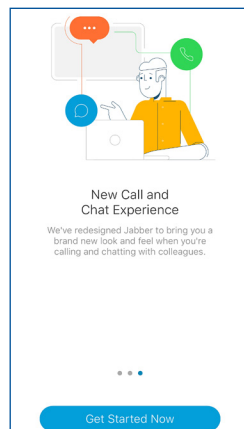
Read prompts and choose **OK** or **Don't Allow**. (There may be multiple prompts.)



Accept
Click **Accept**

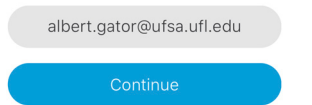
STEP 3

Scroll through and read **Tips** and then choose:
Get Started Now



STEP 4

Sign in with your **GatorLink** username and add @ufsa.ufl.edu at the end of your gatorlink.

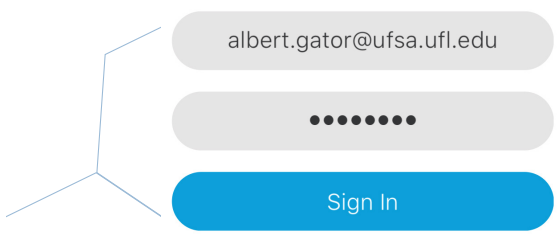


Click **Continue**

Make sure you use your **GatorLink@ufsa.ufl.edu!**

STEP 5

Enter your GatorLink password.



Click **Sign In**

STEP 6

When you see the menu at the bottom you have completed the sign in process. Information will begin to populate as you use Jabber.

