

STUDENT AFFAIRS IT THE BYTE

ISSUE 3 | JULY 2017


Stay up-to-date with the latest news, tips, project updates, and staff highlights from Student Affairs Information Technology

Application Catalog

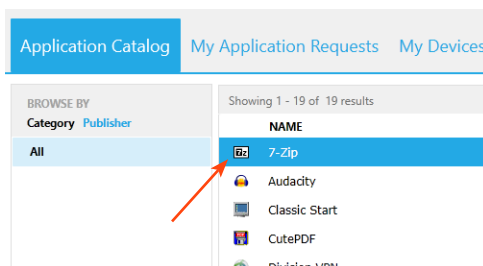
Located on your desktop, the Application Catalog is a list of various computer applications that staff members can install on their work computers. Applications such as Skype for Business, Adobe Reader, Microsoft Power BI, and Division VPN are available to staff to download on their computers for free. Follow the instructions below or call/text 352-392-2465.

How to Install an App

1. Double click the Application Catalog link in your desktop.



2. In the browser, click on the application that you'd like to install.



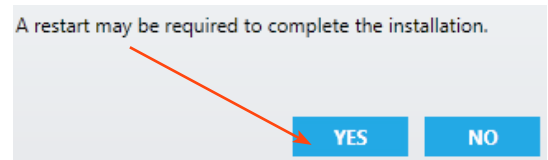
3. Click on the Install button in the bottom left of the page.



Apps Available to Install

- 7-Zip
- Audacity
- Classic Start
- CutePDF
- Division VPN
- FileZilla
- Flash
- GIMP
- Google Earth
- Microsoft BI
- Skype
- ImgBurn
- Inkscape
- Java
- KeePass
- Launchy
- Reader
- Skype for Business
- VLC
- Zoom

4. Click Yes. A restart may be required to complete the installation.



Meet Our Team

Jeffrey Schmidt



Jeffrey Schmidt is an Application Developer Analyst III for Reitz Union IT. He has been working for Reitz Union IT for more than 10 years, starting as a student assistant in 2006 and became an Application Developer in 2009. His interest in IT began when he was a child when his parents saw his passion with his father's office network and decided to give Jeffrey a DOS computer. "And the rest is history," Schmidt said. His favorite thing about working with Reitz Union IT is working with IT staff and student assistants. "The daily operation revolves heavily around the sense of community," he said. In his free time, Jeffrey enjoys tackling home DIY (do it yourself) projects, bowling, and being a Disney enthusiast. On his bucket list, Jeffrey would like to receive his pilot's license and own an aircraft.

Announcements

Broken Keyboard/Mouse?

Are you working with a broken keyboard and/or mouse? Request for a standard keyboard and/or mouse for your workstation.

Contact IT Assistance at ITHelp@ufsa.ufl.edu or call/text 352-392-2465.



Top Tech Tips

Phishing Emails

A phishing or scam email is any fraudulent email that entices users to provide their confidential information. Here are some tips to prevent a virus or scam:

1. Don't click on email links and attachments from unknown addresses.
2. Utilize the Spam button in Outlook.
3. Block Pop-Ups.
4. Don't install random software from the internet.
5. If you are unsure about a phishing or scam email, please call IT Assistance.

Office 365 ProPlus

UF students, faculty, and staff have access to download free copies of Microsoft Office 365 ProPlus on their personal devices. To download Office 365:

1. Visit it.ufl.edu/services/ and scroll down to select "GatorCloud - Microsoft Office Online."
2. Select "Go To Service" and put in your GatorLink email address. This should redirect you to a Gatorlink authentication page.
3. Login with your GatorLink credentials.
4. Select your language and click "Install."
5. Follow the steps provided after clicking "Install."

DATES TO REMEMBER

- August 4:** Summer B Classes End
- August 17:** Residence Halls Move In
- August 21:** Fall Classes Begin
- September 4:** Labor Day

HOW TO GET HELP

- Phone:** 352-392-2465
- Email:** ITHelp@ufsa.ufl.edu
- Web:** it.ufsa.ufl.edu

Project Updates

Windows 10 Migration

UF Student Affairs is more than halfway through migrating to Windows 10! The new operating system features several benefits such as improved computer speed, improved touch experience for tablets and touch-enabled devices, longer battery life, and access to Google Chrome for web browsing.



To learn when your migration begins and for any post-migration information, visit: it.ufsa.ufl.edu/win10

World Class Wireless



UF Student Affairs IT in collaboration with UF Housing Facilities Management and UF Information Technology is almost finished implementing "World Class Wireless" within the residence halls.

World Class Wireless (WCW) is a standard of exceptional, reliable signal strength and speed in every

resident's room. With WCW, residents can also connect to popular media devices such as Apple TV, Google ChromeCast, and Amazon Fire using their mobile devices through UF Wireless.



Prior to this project, wireless was provided in lounges and common spaces with Ethernet being the recommended reliable connection for residents.

As of June 2017, World Class Wireless will be available in all residential halls with the exception of Rawlings, Beaty, Jennings,



East, Tolbert, and Weaver Halls. All residence halls should have World Class Wireless by the end of this year.

Visit the project site for information about the World Class Wireless standard and schedule of installs: it.ufsa.ufl.edu/projects/worldclasswireless

This publication is available in alternative formats upon request. Please contact us at 352-392-2465 or ithelp@ufsa.ufl.edu.



LIKE US ON FACEBOOK
UF Student Affairs IT



FOLLOW US ON INSTAGRAM
@UFSA_IT



FOLLOW US ON TWITTER
@UFSA_IT



ADD US ON SNAPCHAT
@UFDHNET



Information Technology
Division of Student Affairs
UNIVERSITY of FLORIDA